

Sidewalk Assessment

A sidewalk shall be considered defective when exhibiting one or more of the following characteristics:

FIGURE "A": Sidewalk faulted at joint or crack with 1" or more deflection.

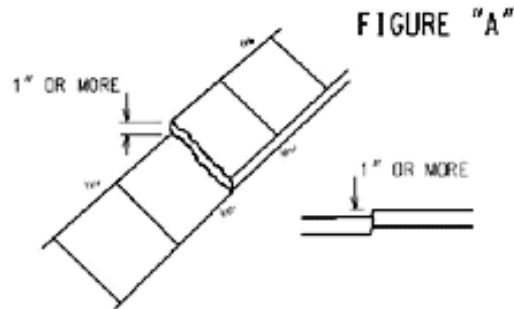


FIGURE "B": Sidewalk raised more than 2" in 8 ft. from normal profile line of sidewalk.

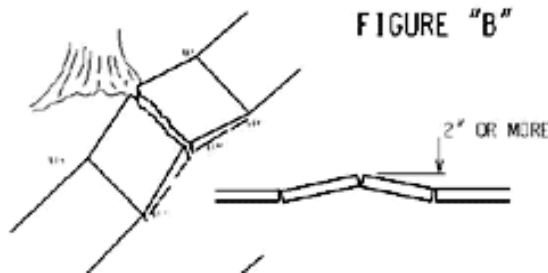


FIGURE "C": Sidewalk sunken more than 2" in 8 ft. from normal profile line of sidewalk.

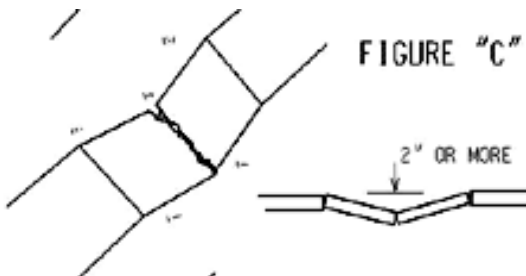


FIGURE "D": Sidewalk cracked into 3 or more pieces per panel, or any single crack with 1/2" or greater openings.



FIGURE "D"

FIGURE "E": Sidewalk cracked and/or spalled (smaller crater like holes deeper than 3/8") with part of sidewalk missing and forming holes deeper than 3/8 inch.

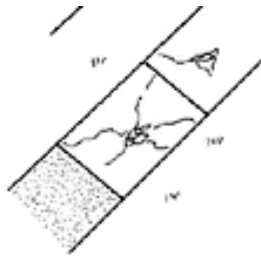


FIGURE "E"

NOTE: Additional defects such as, severe scaling, wide horizontal cracks, missing concrete or brick, utility valves, etc., can cause a condition which may be unsafe. These conditions are not necessarily quantifiable and, as such, will be handled in the best judgment of the inspectors.